


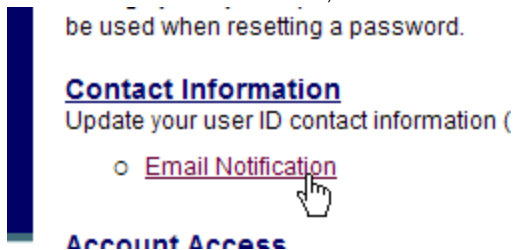
Instructions – Cardholder – Access Online – Turn On Email Statement Notification

Turn on email notification of statements

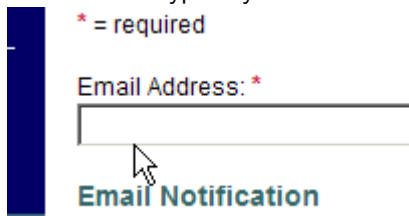
1. Log in to Access Online: <https://aces.usbank.com>
2. From the home screen, click “My Personal Information”



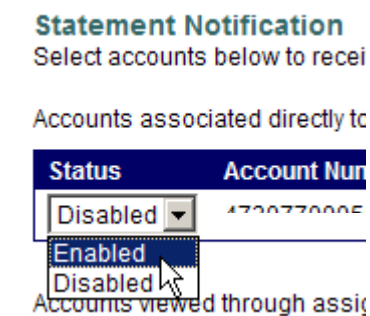
3. Under “Contact Information”, click “Email Notification”



4. Make sure to type in your email address, if it does not default



5. Under “Statement Notification”, change the status by selecting “Enabled” from the drop down menu



6. Click “Save”



You should now receive an email notification when your statement is available.