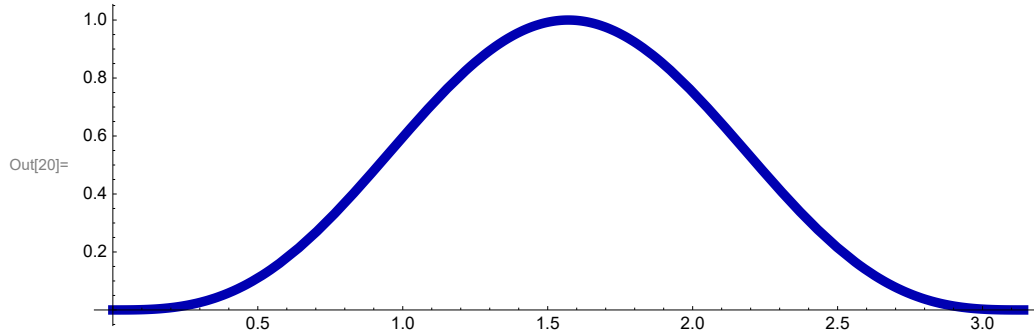
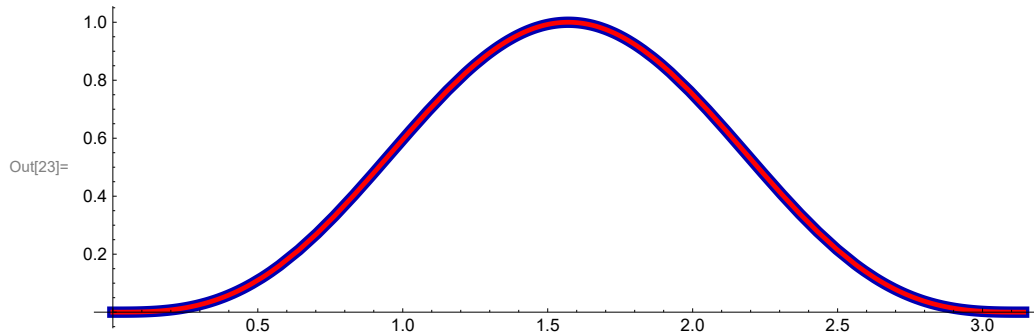


```
In[20]:= Plot[Sin[x]^3, {x, 0, Pi}, PlotStyle -> {RGBColor[0, 0, 0.7], Thickness[0.01]},  
AspectRatio -> Automatic, ImageSize -> 500]
```

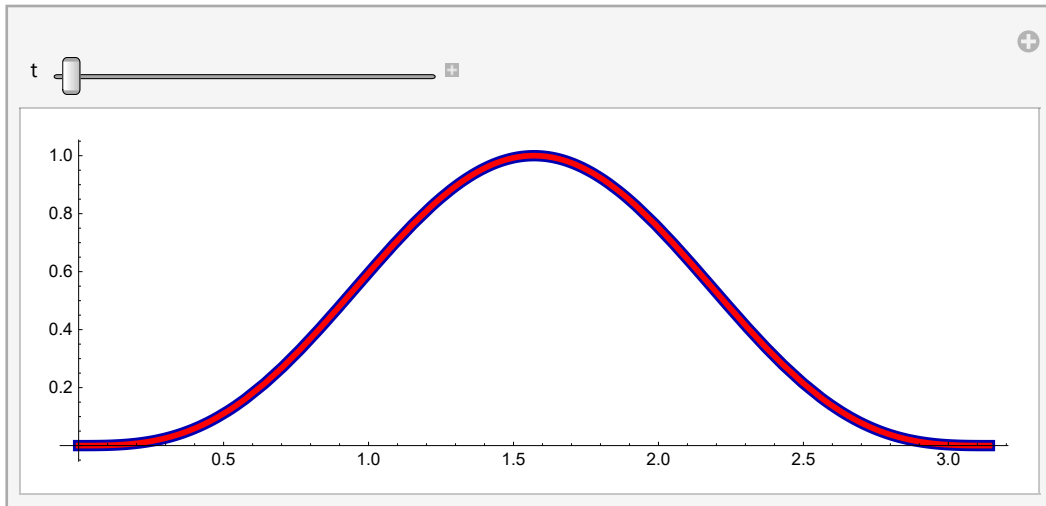


From Wikipedia Power-reduction formula is

```
In[23]:= Plot[{Sin[x]^3,  $\frac{3}{4} \text{Sin}[x] - \frac{1}{4} \text{Sin}[3x]$ }, {x, 0, Pi}, PlotStyle ->  
{ {RGBColor[0, 0, 0.7], Thickness[0.012]}, {RGBColor[1, 0, 0], Thickness[0.005]}},  
AspectRatio -> Automatic, ImageSize -> 500]
```



```
In[24]:= Manipulate[
  Plot[{Sin[x]^3,  $\frac{3}{4} \text{Exp}[-t] \text{Sin}[x] - \frac{1}{4} \text{Exp}[-(3^2) t] \text{Sin}[3 x]$ }, {x, 0, Pi}, PlotStyle ->
    {{RGBColor[0, 0, 0.7], Thickness[0.012]}, {RGBColor[1, 0, 0], Thickness[0.006]}},
    AspectRatio -> Automatic, ImageSize -> 500], {t, 0, 5}]
```



```
In[3]:= Integrate[Sin[x]^3 Sin[x], {x, 0, Pi}]
```

$$\frac{\pi}{2}$$

```
Out[3]=  $\frac{3}{4}$ 
```

```
In[4]:= Integrate[Sin[x]^3 Sin[2 x], {x, 0, Pi}]
```

$$\frac{\pi}{2}$$

```
Out[4]= 0
```

```
In[5]:= Integrate[Sin[x]^3 Sin[3 x], {x, 0, Pi}]
```

$$\frac{\pi}{2}$$

```
Out[5]=  $-\frac{1}{4}$ 
```

```
In[6]:= Table[ $\frac{\text{Integrate}[\text{Sin}[x]^3 \text{Sin}[k x], \{x, 0, \text{Pi}\}]}{\frac{\pi}{2}}$ , {k, 1, 20}]
```

$$\left\{ \frac{3}{4}, 0, -\frac{1}{4}, 0, 0, 0, 0, 0, 0, 0, 0, 0, 0, 0, 0, 0, 0, 0, 0, 0 \right\}$$

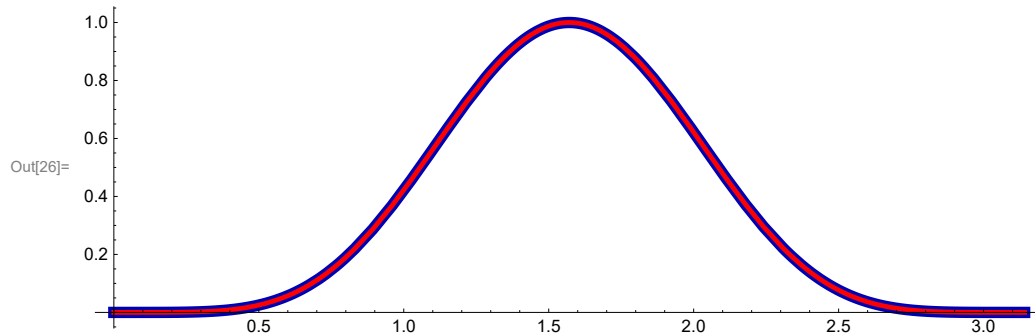
```
In[7]:= Table[ $\frac{\text{Integrate}[\text{Sin}[x]^4 \text{Sin}[k x], \{x, 0, \text{Pi}\}]}{\frac{\text{Pi}}{2}}$ , {k, 1, 20}]
```

```
Out[7]= { $\frac{32}{15 \pi}$ , 0,  $-\frac{32}{35 \pi}$ , 0,  $\frac{32}{315 \pi}$ , 0,  $\frac{32}{3465 \pi}$ , 0,  $\frac{32}{15015 \pi}$ , 0,  $\frac{32}{45045 \pi}$ , 0,  $\frac{32}{109395 \pi}$ , 0,  $\frac{32}{230945 \pi}$ , 0,  $\frac{32}{440895 \pi}$ , 0,  $\frac{32}{780045 \pi}$ , 0}
```

```
In[8]:= Table[ $\frac{\text{Integrate}[\text{Sin}[x]^5 \text{Sin}[k x], \{x, 0, \text{Pi}\}]}{\frac{\text{Pi}}{2}}$ , {k, 1, 20}]
```

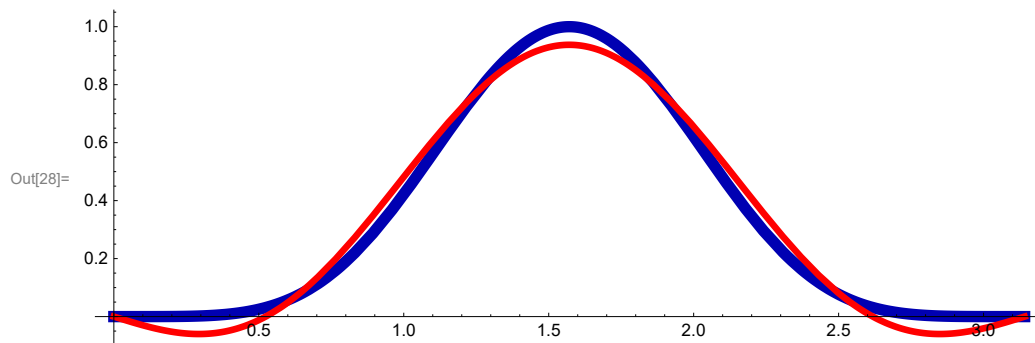
```
Out[8]= { $\frac{5}{8}$ , 0,  $-\frac{5}{16}$ , 0,  $\frac{1}{16}$ , 0, 0, 0, 0, 0, 0, 0, 0, 0, 0, 0, 0, 0, 0, 0}
```

```
In[26]:= Plot[{ $\text{Sin}[x]^5$ ,  $\frac{5}{8} \text{Sin}[x] - \frac{5}{16} \text{Sin}[3 x] + \frac{1}{16} \text{Sin}[5 x]$ }, {x, 0, Pi}, PlotStyle ->
  {{RGBColor[0, 0, 0.7], Thickness[0.012]}, {RGBColor[1, 0, 0], Thickness[0.005]}},
  AspectRatio -> Automatic, ImageSize -> 500]
```

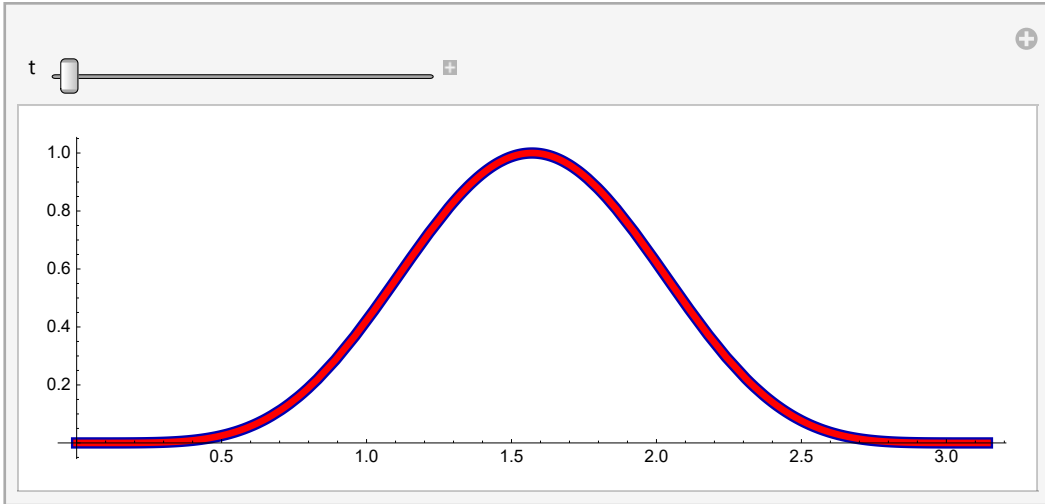


Just to illustrate that even with two summands we get a good approximation for the blue function

```
In[28]:= Plot[{ $\text{Sin}[x]^5$ ,  $\frac{5}{8} \text{Sin}[x] - \frac{5}{16} \text{Sin}[3 x] + 0 \times \frac{1}{16} \text{Sin}[5 x]$ }, {x, 0, Pi}, PlotStyle ->
  {{RGBColor[0, 0, 0.7], Thickness[0.012]}, {RGBColor[1, 0, 0], Thickness[0.007]}},
  AspectRatio -> Automatic, ImageSize -> 500]
```



```
In[29]= Manipulate[
  Plot[{Sin[x]^5,  $\frac{5}{8} \text{Exp}[-t] \text{Sin}[x] - \frac{5}{16} \text{Exp}[-(3^2) t] \text{Sin}[3 x] + \frac{1}{16} \text{Exp}[-(5^2) t] \text{Sin}[5 x]$ },
    {x, 0, Pi}, PlotStyle ->
      {{RGBColor[0, 0, 0.7], Thickness[0.012]}, {RGBColor[1, 0, 0], Thickness[0.007]}},
    AspectRatio -> Automatic, ImageSize -> 500], {t, 0, 5}]
```

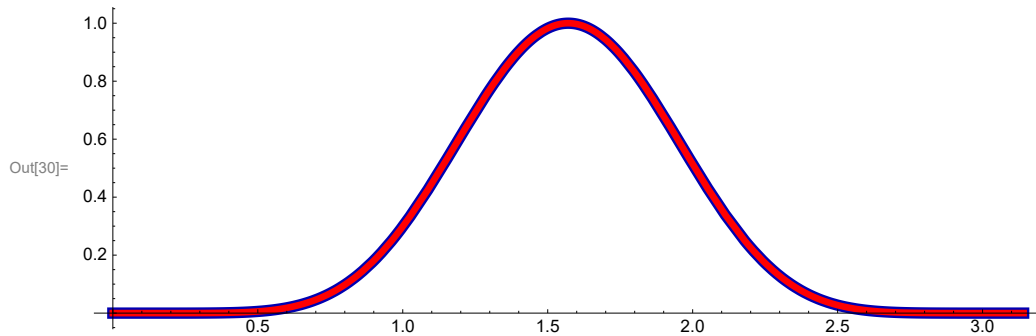


For  $(\text{Sin}[x])^7$  we have

```
In[10]= Table[ $\frac{\text{Integrate}[\text{Sin}[x]^7 \text{Sin}[k x], \{x, 0, \text{Pi}\}]}{\frac{\text{Pi}}{2}}$ , {k, 1, 20}]
```

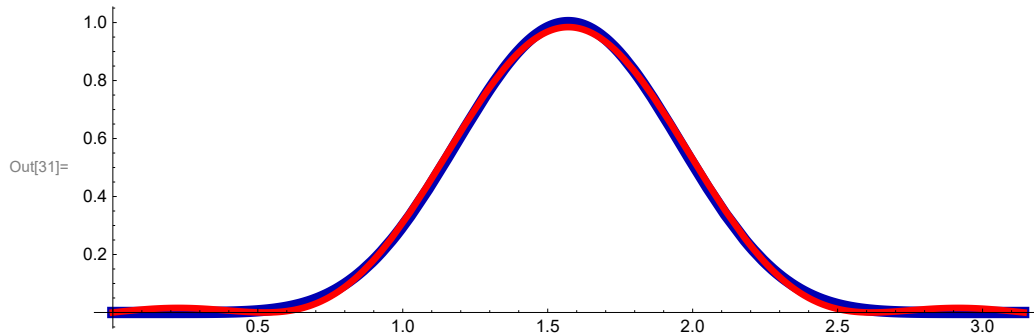
```
Out[10]= { $\frac{35}{64}$ , 0,  $-\frac{21}{64}$ , 0,  $\frac{7}{64}$ , 0,  $-\frac{1}{64}$ , 0, 0, 0, 0, 0, 0, 0, 0, 0, 0, 0, 0, 0}
```

```
In[30]= Plot[{Sin[x]^7,  $\frac{35}{64} \text{Sin}[x] - \frac{21}{64} \text{Sin}[3 x] + \frac{7}{64} \text{Sin}[5 x] - \frac{1}{64} \text{Sin}[7 x]$ }, {x, 0, Pi}, PlotStyle ->
  {{RGBColor[0, 0, 0.7], Thickness[0.012]}, {RGBColor[1, 0, 0], Thickness[0.007]}},
  AspectRatio -> Automatic, ImageSize -> 500]
```

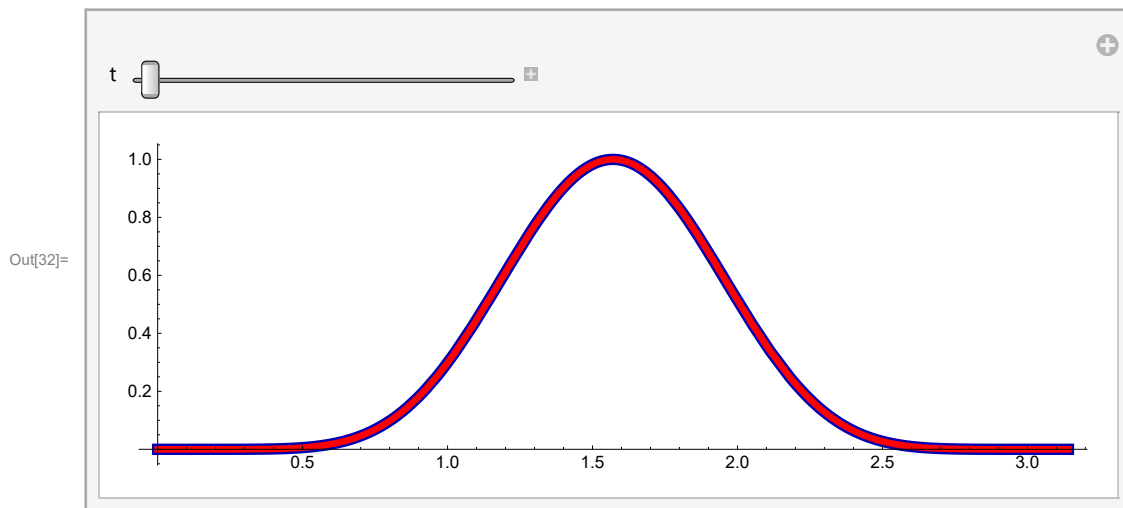


Just to illustrate that even with three summands we get a good approximation for the blue function

```
In[31]= Plot[{Sin[x]^7,  $\frac{35}{64}$  Sin[x] -  $\frac{21}{64}$  Sin[3 x] +  $\frac{7}{64}$  Sin[5 x]}, {x, 0, Pi}, PlotStyle →
  {{RGBColor[0, 0, 0.7], Thickness[0.012]}, {RGBColor[1, 0, 0], Thickness[0.007]}},
  AspectRatio → Automatic, ImageSize → 500]
```



```
In[32]= Manipulate[Plot[{Sin[x]^7,  $\frac{35}{64}$  Exp[-t] Sin[x] - Exp[-9 t]  $\frac{21}{64}$  Sin[3 x] +
   $\frac{7}{64}$  Exp[-25 t] Sin[5 x] -  $\frac{1}{64}$  Exp[-49 t] Sin[7 x]}, {x, 0, Pi}, PlotStyle →
  {{RGBColor[0, 0, 0.7], Thickness[0.012]}, {RGBColor[1, 0, 0], Thickness[0.007]}},
  AspectRatio → Automatic, ImageSize → 500], {t, 0, 5}]
```



Does the solution satisfy the given PDE?

```
In[16]= D[ $\frac{35}{64}$  Exp[-t] Sin[x] - Exp[-9 t]  $\frac{21}{64}$  Sin[3 x] +
   $\frac{7}{64}$  Exp[-25 t] Sin[5 x] -  $\frac{1}{64}$  Exp[-49 t] Sin[7 x], t]
```

```
Out[16]=  $-\frac{35}{64} e^{-t} \sin[x] + \frac{189}{64} e^{-9t} \sin[3 x] - \frac{175}{64} e^{-25t} \sin[5 x] + \frac{49}{64} e^{-49t} \sin[7 x]$ 
```

$$\text{In[17]:= } D\left[\frac{35}{64} \text{Exp}[-t] \text{Sin}[x] - \text{Exp}[-9t] \frac{21}{64} \text{Sin}[3x] + \frac{7}{64} \text{Exp}[-25t] \text{Sin}[5x] - \frac{1}{64} \text{Exp}[-49t] \text{Sin}[7x], \{x, 2\}\right]$$

$$\text{Out[17]= } -\frac{35}{64} e^{-t} \text{Sin}[x] + \frac{189}{64} e^{-9t} \text{Sin}[3x] - \frac{175}{64} e^{-25t} \text{Sin}[5x] + \frac{49}{64} e^{-49t} \text{Sin}[7x]$$

Are they equal?

$$\begin{aligned} \text{In[18]:= } & D\left[\frac{35}{64} \text{Exp}[-t] \text{Sin}[x] - \text{Exp}[-9t] \frac{21}{64} \text{Sin}[3x] + \frac{7}{64} \text{Exp}[-25t] \text{Sin}[5x] - \frac{1}{64} \text{Exp}[-49t] \text{Sin}[7x], \right. \\ & \left. t\right] == D\left[\frac{35}{64} \text{Exp}[-t] \text{Sin}[x] - \text{Exp}[-9t] \frac{21}{64} \text{Sin}[3x] + \frac{7}{64} \text{Exp}[-25t] \text{Sin}[5x] - \frac{1}{64} \text{Exp}[-49t] \text{Sin}[7x], \{x, 2\}\right] \end{aligned}$$

Out[18]= True