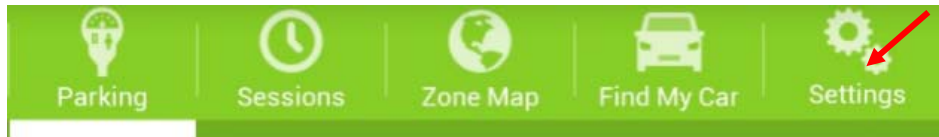


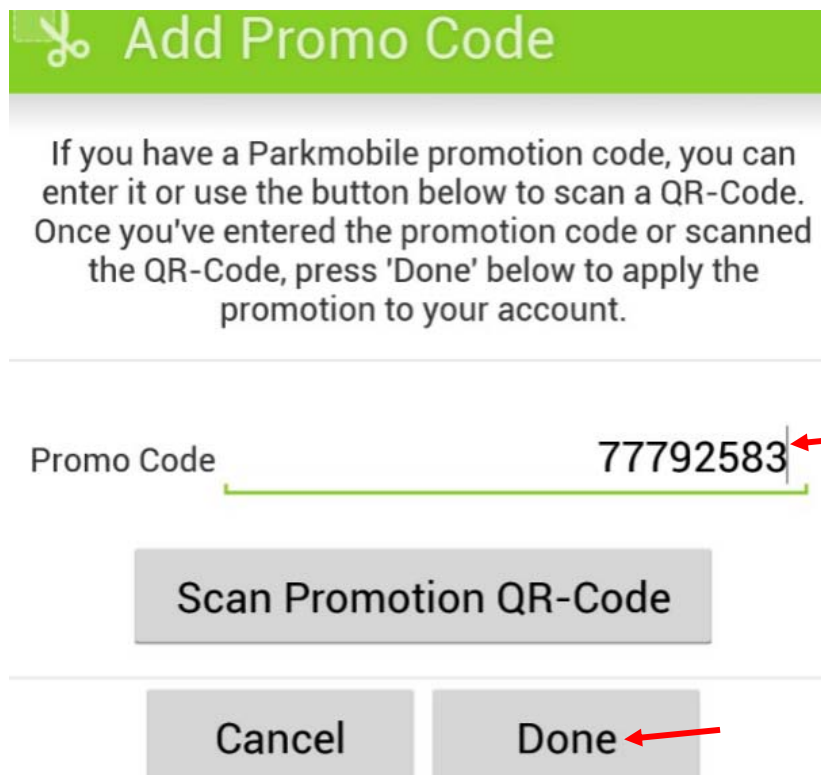
Parkmobile - How to Setup My Promo Code

Upon receiving your promo code, follow the instructions below to set up your code. Note this is required in order to receive the discount at the point of purchasing your parking.

- Login/register Parkmobile app (you will need to follow the registration process)
- Once logged in, select “**Settings**” located on the upper right hand side of screen

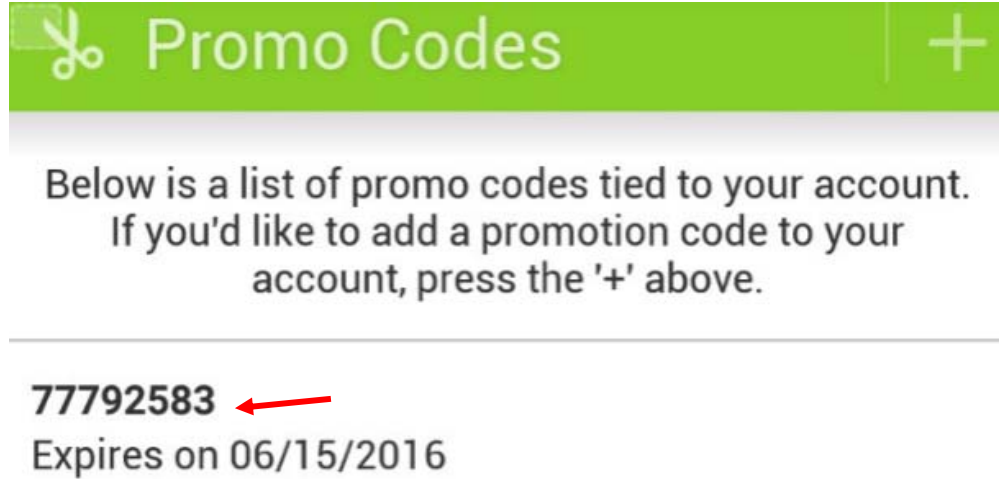


- Select “**Promotion Codes**”
- Enter code and done upon entry

A screenshot of the 'Add Promo Code' screen in the Parkmobile app. The screen has a green header with a scissors icon and the text 'Add Promo Code'. Below the header, there is a paragraph of text: 'If you have a Parkmobile promotion code, you can enter it or use the button below to scan a QR-Code. Once you've entered the promotion code or scanned the QR-Code, press 'Done' below to apply the promotion to your account.' Below the text is a text input field labeled 'Promo Code' containing the code '77792583'. A red arrow points to the end of the code in the input field. Below the input field is a button labeled 'Scan Promotion QR-Code'. At the bottom of the screen are two buttons: 'Cancel' and 'Done'. A red arrow points to the 'Done' button.

- Confirmation of your promo code will display on screen as well as the date the code expires
- This completes the setup of the promo code and is now ready for use

Example of smartphone confirmation



- Note this process can also be set up online at www.Parkmobile.com by signing in and selecting "Promotions"

Example of online confirmation

The image shows a web browser page for Parkmobile. The logo "Parkmobile PARKING MADE SIMPLE™" is on the left, and "PERSONAL PAGES North America" is on the right. Below the logo, there is a navigation menu with "Home", "Direct parking", "Management", and "Promotions" (highlighted with a red arrow). The "Promotions" section contains a form with the text "Enter promotion code:" followed by an input field and a green "Submit" button. Below the form, there is a section titled "Promotions Associated to Account" with a table of data.

Promo Code	Promo Title	Claim date	Start Date
42581994	WWU Test 6.13.16 PDGODP2	6/14/2016 6:28:27 PM (Eastern Time)	6/14/2016